



XXIV

Congress Italian Society of Vitreoretinal Surgery

6-8 June 2024
Stazione Marittima, Napoli
Organized by the GIVRE Board
Congress Chairman:
Raffaello di Lauro








XXIV

Congress Italian Society
of Vitreoretinal Surgery



THURSDAY, JUNE 6th

	 GALATEA ROOM	 DIONE ROOM	 ELETTRA ROOM	 CALIPSO ROOM
12:00-14:00	REGISTRATION			
14:00-14:30	OPENING CEREMONY			
14:30-16:00	DRY AMD	ARTIFICIAL INTELLIGENCE	<i>SYMPOSIUM SIGLA</i> GLAUCOMA, VITREORETINAL DISEASES AND VITREORETINAL SURGERY	FREE PAPERS I
16:00-16:30	COMPLEX CASES (NEAR-LIVE)	WHAT'S NEW IN AMD	<i>SYMPOSIUM AICCER</i> CATARACT SURGERY ASSOCIATED WITH VITREORETINAL SURGERY	<i>SYMPOSIUM SIETO</i> OCULAR TRAUMA
16:30-17:30				
17:30-18:00				



XXIV

Congress Italian Society of Vitreoretinal Surgery



FRIDAY, JUNE 7th

	 GALATEA ROOM	 DIONE ROOM	 ELETTRA ROOM	 CALIPSO ROOM
09:00-10:00	ADVANCED PROLIFERATIVE DIABETIC RETINOPATHY	ENDOPHTHALMITIS	IMAGING COURSE EXPLORING THE LIMITS AND POTENTIAL OF OCT ANGIOGRAPHY IN RETINAL PATHOLOGIES: AN INSTRUCTIONAL IMAGING COURSE	ONCOLOGY
10:00-10:30				
10:30-11:30	RELIVE	OPHTHALMIC TRAUMA	CHALLENGING CLINICAL CASES IN AMD	NON-PROLIFERATIVE DIABETIC RETINOPATHY AND RETINAL THROMBOSIS
11:30-12:00			RETINATECH SESSION: WHERE TECHNOLOGY MEETS SURGERY	
12:00-12:15				
12:15-12:30				
12:30-13:00				
13:00-13:45	VIDEO-CONTEST SESSION	LUNCH SYMPOSIUM ROCHE		BASIC COURSE IN SURGICAL FUNDAMENTALS FROM YOUNG TO YOUNG
13:45-14:00				
14:00-14:30				
14:30-16:00	RHEGMATOGENOUS RETINAL DETACHMENT	SYMPOSIUM SOU THE FUNDAMENTALS OF VITREORETINAL SURGERY	MYOPIC TRACTION MACULOPATHY	FREE PAPERS II
16:00-16:30		IDIOPATHIC MACULAR HOLES		
16:30-17:00			RECURRENT MACULAR HOLES	
17:00-17:15				
17:15-17:30	PVR APPROACH			SYMPOSIUM "MOORFIELDS ALUMNI" FELLOWSHIP PROGRAMME: USER'S GUIDE
17:30-18:00				
18:00-18:15				
18:15-18:30				








XXIV

Congress Italian Society
of Vitreoretinal Surgery



SATURDAY, JUNE 8th

	 GALATEA ROOM	 DIONE ROOM	 ELETTRA ROOM	 CALIPSO ROOM
09:00-09:30	SECONDARY IOL IMPLANTS IN THE ABSENCE OF CAPSULAR SUPPORT	GENE THERAPY	RETINAL DETACHMENT COURSE	FREE PAPERS III
09:30-10:00				
10:00-11:00	VISUAL FUNCTION IN EPIRETINAL MEMBRANE: PSYCHOPHYSICAL AND ELECTROPHYSIOLOGICAL ASSESSMENT	PNEUMATIC RETINOPEXY		
11:00-11:30	<i>MACULAR SURGERY SESSION</i> EPIRETINAL MEMBRANE: INSIGHTS ON MANAGEMENT AND SURGERY			
11:30-12:00	RELIVE			
12:00-12:30				
12:30-13:00				





PRELIMINARY PROGRAM



GALATEA ROOM

6 JUNE 2024

14:00-14:30

OPENING CEREMONY



GALATEA ROOM

6 JUNE 2024

14:30-16:00

DRY AMD

Chairs: A. Cusumano, G. Staurenghi

Panels: M. Lupidi, G. Querques, L. Toto

Treating geographic atrophy - Are we ready?

Speaker: S. Vujosevic

Complement system in AMD: physiopathology and therapeutic targets

Speaker: G. Staurenghi

Clinical study and real life experience

Speaker: TBD

Avacincaptad Pegol

Speaker: P. Lanzetta

Umbilical cord: blood Platelet-Rich Plasma

Speaker: A. Savastano

Artificial retina

Speaker: M.A. Pileri

Low vision devices

Speaker: I. Biagini

IOL implantation (telescopic magnifiers and prismatic)

Speaker: M. Toro

UHR Imaging of RPE and PR: unlocking doors to cellular diagnosis and therapy

Speaker: A. Cusumano

Discussion





GALATEA ROOM

6 JUNE 2024

16:00-18:00

COMPLEX CASES (NEAR-LIVE)

President: F. Boscia

Chairs: S. Zenoni, N. Zemella

Trauma-related retinal detachment

Speaker: M. Forlini

RD with coloboma

Speaker: E. El Rayes

Management of PVR in rhegmatogenous retinal detachment

Speaker: V. Primavera

Exudative RD

Speaker: F. Boscia

Large posterior retinal breaks

Speaker: G. Scharioth

Double trouble, a case of double GRT in one eye

Speaker: S. Di Simplicio

Redetachment of the retina in silicone-oil filled eyes

Speaker: M. Sartore

Bilateral complex trauma

Speaker: L. Arias

Surgical management of exudative RD coats disease

Speaker: F. Fayyad

Vitreous cortex remnants on the retina in the setting of retinal detachment

Speaker: A. Assi

Management of a huge intraocular foreign body

Speakers: D. Bonsanto, M. D'Atri

Let's put a patch

Speaker: E. Bali





DIONE ROOM

6 JUNE 2024

14:30-16:00

ARTIFICIAL INTELLIGENCE

President: C. Azzolini

Chairs: F. Boscia, P. Lanzetta

AI to detect retinal pathology

Speaker: D. Veritti

Measuring retinal fluids, photoreceptors and RPE cells with AI

Speaker: G. Reiter

Predicting outcomes of epiretinal membrane surgery with AI

Speaker: E. Crincoli

AI-based assessment of retinal biomarkers in full-thickness macular holes

Speaker: C. Mariotti

Quantification of major OCT parameters in diabetic macular edema via AI

Speaker: L. Toto

AI in macular hole surgery

Speaker: D. Bacherini

AI-driven drug discovery and development

Speaker: S. Lenzo

Discussion





DIONE ROOM

6 JUNE 2024

16:00-17:30

WHAT'S NEW IN AMD

Presidents: G. Querques, M. Reibaldi

Chairs: P. Chelazzi, M. Lupidi

Introduction and classification of neovascular AMD

Speaker: G. Querques

Diagnosis and prognosis of type 1 macular neovascularizations

Speaker: R. Sacconi

Diagnosis and prognosis of type 3 macular neovascularizations

Speaker: M. Reibaldi

3 years of Brolucizumab in Italy: from launch to present

Speaker: M.C. Parravano

Long-acting intravitreal drugs: Faricimab

Speakers: G. Manzi

Long-acting intravitreal drugs: Aflibercept 8 mg

Speaker: V. Sarao

Current indications for anti-VEGF treatment: when and which fluids to treat

Speaker: S. Vujosevic

Current indications for anti-VEGF treatment: different treatment regimens

Speaker: G. Staurenghi

Current indications for anti-VEGF treatment: exit strategy

Speaker: M. Lupidi

Current indications for combined treatment: when to intervene with vitreoretinal surgery support

Speaker: E. Maggio

Discussion





ELETTRA ROOM

6 JUNE 2024

14:00-16:00

SYMPOSIUM SIGLA

GLAUCOMA, VITREORETINAL DISEASES AND VITREORETINAL SURGERY

President: L. Zeppa

Chairs: R. Di Lauro, M. Figus, G. Marchini, A. Rapisarda

The mechanism of hypertonia and glaucoma development after vitrectomy

Speaker: R. Altafini

Secondary glaucoma 1: forms of acute hypertension after ab externo and ab interno retinal surgery

Speaker: A. Marino

Secondary glaucoma 2: forms of chronic hypertension after ab externo and ab interno retinal surgery

Speaker: A. Pioppo

Medical and laser therapy for secondary glaucoma following vitreoretinal surgery

Speaker: T. Salgarello

Surgical treatment for secondary glaucoma following vitreoretinal surgery

Speaker: G. Marchini

I have operated on secondary glaucoma and the eye is hypotonic: what to do?

Speaker: M. Figus

Indication for surgery for macular pucker. The opinion of the glaucoma expert

Speaker: S. Gandolfi

Indication for surgery for macular pucker. The opinion of the vitreoretinal surgery expert

Speaker: D. Tognetto

Discussion





ELETTRA ROOM

6 JUNE 2024

16:00-18:00

SYMPOSIUM AICCR

CATARACT SURGERY ASSOCIATED WITH VITREORETINAL SURGERY

PART 1: REFRACTIVE SCENARIOS

President: V. Orfeo

Chairs: S. Gandolfi, S. Morselli, E. Pedrotti

Advanced monofocal, EDOF, and multifocal lenses: are there real contraindications?

Speaker: E. Pedrotti

How to calculate IOL power: refractive target and biometric formulas

Speaker: S. Morselli

Posterior capsule rupture during combined surgery: IOL selection

Speaker: E. Pedrotti

Discussion

PART 2: SPECIAL SITUATIONS

Chairs: G. Tassinari, D. Tognetto, P. Vinciguerra

Cataract surgery and tamponades. Surgical strategies

Speaker: D. Tognetto

Techniques for cataract surgery in the absence of the red reflex

Speaker: P. Vinciguerra

Cataract surgery in diabetic patients with macular edema

Speaker: R. Sciacca

Discussion





CALIPSO ROOM

6 JUNE 2024

14:30-16:30

FREE PAPERS I

Chairs: E. Bali, F. Montrone, A. Morocutti

A conservative approach to the treatment of optic pit

E. Rapizzi, G. Barosco, A. Renna, L. Buratto

*AULSS 3 - Ospedale dell'Angelo, Mestre - Venezia (Italy)***Via pars plana vitrectomy and air tamponade in the treatment of serous macular detachment associated with broad vitreomacular traction in a case of presumed paraproteinemic maculopathy**

R. Agolini, G. Toneatto, L. Finocchio, E. Luciani, C. Salati

*ASUFC - S. Maria della Misericordia, Udine (ITALY)***Tissue plasminogen activator-assisted vitrectomy and gas tamponade for submacular hemorrhage due to choroidal neovascularization secondary to angioid streaks: a case report**

G. Toneatto, L. Finocchio, A. Di Giulio, E. Luciani, C. Salati

*ASUFC - S. Maria della Misericordia, Udine (ITALY)***Combining Segmental Buckle to Vitrectomy and Air for PVR recurrent detachment.**

R. Tartaro, A. Colonna, M. Fioretto

*Azienda Sanitaria Locale di Alessandria, Casale Monferrato (ITALY)***Surgical tips for the successful management of rhegmatogenous retinal detachment**

I. Mallias

*LaserPlusEye, Athens, Nea Smyrni (GREECE)***Early vitrectomy for acute postoperative endophthalmitis: experience of a tertiary referral centre**

P. Magliozzi, E. Minutillo, E. Paolillo, F. Chiosi, G. Manzi, E. Polzella, F. Calabrò

*Azienda Ospedaliera dei Colli - Monaldi, Napoli (ITALY)***Preoperative predictors of functional outcomes in lamellar macular holes after surgical repair: a volumetric analysis**M. Lippera, M. Ferrara^(1,2), G. Moussa, T. Ivanova, K. Spiess, N. Ally⁽³⁾, K. Jasani, F. Scala, N. Patton, A. Jalil⁽¹⁾ Manchester Royal Eye Hospital, Manchester (UNITED KINGDOM), ⁽²⁾ School of Medicine, University of Málaga, Málaga (SPAIN), ⁽³⁾ Department of Neurosciences, Division of Ophthalmology, University of the Witwatersrand, 7 York Road, Parktown, Johannesburg (SOUTH AFRICA)



Effects of Diabetic Retinopathy on AMD-associated type 1 MNV response to anti-VEGF treatment

L. Landini, P. Viggiano, G. Boscia, M.O. Grassi, G. Alessio, F. Boscia

Università degli studi di Bari Aldo Moro, Bari (ITALY)

Association between ectopic inner foveal layer on optical coherence tomography and postoperative quantitative metamorphopsia in patients undergoing epiretinal membrane surgery

L. La Franca⁽¹⁾, M. Alkabes⁽²⁾, A. Muraca⁽²⁾, A. Rabiolo⁽²⁾, P. Fogagnolo⁽³⁾, S. Ranno⁽⁴⁾, V. Gatti⁽²⁾, S. De Cillà⁽²⁾

⁽¹⁾ *Department of Ophthalmology, IRCCS San Raffaele Scientific Institute, Milan, Italy, Milano (ITALY)*, ⁽²⁾

Department of Ophthalmology, University Hospital Maggiore della Carità, Novara, Italy, Novara (ITALY),

⁽³⁾ *Eye Clinic, San Paolo Hospital, University of Milan, Milan, Italy, Milano (ITALY)*, ⁽⁴⁾ *Ophthalmology Department, Circolo and Fondazione Macchi Hospital, ASST Sette Laghi, Varese (ITALY)*

Standalone pars plana vitrectomy versus pars plana vitrectomy with retinopexy for retinal vasoproliferative tumours.

P Grassi^(1,2,3)

⁽¹⁾ *School of Medical Sciences, Faculty of Biology, Medicine and Health, The University of Manchester, Oxford Road, Manchester, Manchester (UNITED KINGDOM)*, ⁽²⁾ *Moorfields Eye Hospital NHS Foundation Trust, London, EC1V 2PD, United Kingdom and UCL Institute of Ophthalmology, Unive, London (UNITED KINGDOM)*, ⁽³⁾ *Northern Care Alliance NHS Foundation Trust, Salford, OL1 2JH, United Kingdom., Greater Manchester (UNITED KINGDOM)*

A case of intraocular foreign body and post-traumatic cataract in a 20 years old boy

G. Gentile, C. Iaculli, E. Giancipoli, G.M.E. Clima, R. Di Pilato

Department of ophthalmology, Policlinico Riuniti di Foggia, University of Foggia, Foggia (ITALY)

Do it your own subretinal injector

P. Frascio⁽¹⁾, E. Buschini⁽¹⁾, E. Lazzari⁽²⁾, G. Abbiati⁽¹⁾

P.O. Borgomanero, Borgomanero (ITALY), ⁽²⁾ *Studio Oculistico Frascio, Biella (ITALY)*

Correlation between cerebrospinal fluid (CSF) cytokines levels and optical coherence tomography (OCT) in patients with early-stage multiple sclerosis (MS)

G. M. E. Clima, E. Giancipoli, M. Pignatelli, R. Dipilato, G. Gentile, A. Zanghì, P. S. Di Filippo, E. D'Amico, C. Iaculli

Policlinico Foggia Ospedaliero-Universitario, Foggia (ITALY)

An Alternative Technique For Intraocular Lens Removal: Bimanual Cleavage In The Vitreous Chamber

M.M. Carlà⁽¹⁾, C Mateo⁽²⁾

⁽¹⁾ *Università Cattolica del Sacro Cuore, Rome (ITALY)*, ⁽²⁾ *Instituto de Microcirugia Ocular, Barcelona (SPAIN)*





Clinical Case: Retinitis-like Lesion

E. Miserocchi ⁽¹⁾, M. Belletti ⁽²⁾, G.M. Modorati ⁽¹⁾, A. Marchese ⁽¹⁾, M.V. Cicinelli ⁽¹⁾

⁽¹⁾ IRCCS Ospedale San Raffaele, Milan (ITALY), ⁽²⁾ IRCCS Azienda Ospedaliero-Universitaria di Bologna - Policlinico di Sant'Orsola, Bologna (ITALY)

The effect of optical degradation from cataract using a new Deep Learning optical coherence tomography segmentation algorithm

D. Allegrini ⁽¹⁾, R. Raimondi ⁽¹⁾, G. De Rosa ⁽¹⁾, G. Montesano ⁽²⁾, M. Romani ⁽¹⁾

Humanitas University, Bergamo (ITALY), ⁽²⁾ Moorfields Eye Hospital, London (UNITED KINGDOM)

Outcomes in the Treatment of Subretinal Macular Hemorrhage Secondary to Age-Related Macular Degeneration: A Systematic Review

V. Ferraro ^(1,2), G. Barone ^(1,2), A. Di Maria ^(1,2), B. E. Petrovski ⁽³⁾, J. L. Vallejo Garcia ^(1,2), A. Randazzo ^(1,2), P. Vinciguerra ^(1,2), X. Lumi ^(3,5), G. Petrovski ^(3,4,6,7)

⁽¹⁾ Department of Ophthalmology, IRCCS Humanitas Research Hospital, Milan (Italy), ⁽²⁾ Department of Biomedical Sciences, Humanitas University, Pieve Emanuele (Italy), ⁽³⁾ Center for Eye Research and Innovative Diagnostics, Department of Ophthalmology, University of Oslo, Oslo (Norway), ⁽⁴⁾ Department of Ophthalmology, Oslo University Hospital, Oslo (Norway), ⁽⁵⁾ Eye Hospital, University Medical Centre Ljubljana, Ljubljana (Slovenia), ⁽⁶⁾ Department of Ophthalmology, University of Split School of Medicine and University Hospital Centre, Split (Croatia), ⁽⁷⁾ UKLONetwork, University St. Kliment Ohridski-Bitola, Bitola (North Macedonia)

Spontaneous closure of small full thickness macular holes after topical latanoprost (0,005% administration: a case series of 5 eyes

J.L. Vallejo Garcia, F. Macario, L. Pagano, M.R. Romano, M. Romano

IRCCS Humanitas University, Milan (Italy)





CALIPSO ROOM

6 JUNE 2024

16:30-18:00

SYMPOSIUM SIETO OCULAR TRAUMA

President: V. De Molfetta

Convenors: M. Borgioli, R. Di Lauro, S. Zuccarini

Panels: V. Borgioli, R. Mastropasqua, A. Montericcio, E. Rapizzi

Small-gauge vitreoretinal surgery (23-25 gauge)

Speaker: F. Giansanti

IOFB removal

Speaker: G. Scarpa

Pole-to-pole surgery in severe traumas

Speaker: R. Frisina

PVR in trauma

Speaker: C. Panico

Traumatic DR (dialysis and giant retinal tears)

Speaker: M. Sborgia

Endophthalmitis

Speaker: C. Tamburrelli

Discussion





GALATEA ROOM

7 JUNE 2024

09:00-10:30

ADVANCED PROLIFERATIVE DIABETIC RETINOPATHY

Chairs: R. Di Lauro, G. Pertile

Panels: R. De Marco, M. Mete, F. Sabatino, A. Savastano

Is there still a role for medical/laser treatment?

Speaker: P. Lanzetta

Indications for Surgery

Speaker: R. Di Lauro

Role of Preoperative Intravitreal anti-vegf

Speaker: R. Mastropasqua

Surgical techniques: segmentation

Speaker: C. Mariotti

Surgical techniques: delamination

Speaker: M. Mura

How identify the right plane of dissection: dissection inside-out and dissection out-inside

Speaker: R. De Fazio

Do we need tamponading agent?

Speaker: F. Barca

Complications

Speaker: T. Micelli Ferrari

Discussion



GALATEA ROOM

7 JUNE 2024

10:30-13:00

RELIVE

Convenor: F. Boscia

Panels: V. De Molfetta, V. Ferrara, T. Micelli Ferrari, M. A. Pileri, S. Zenoni

Surgeons: L. Caretti, A. La Mantia, U. Lorenzi, R. Mastropasqua, C. Panico, M. Romano, G. Scarpa, A. Spinelli





GALATEA ROOM

7 JUNE 2024

14:30-17:15

RHEGMATOGENOUS RETINAL DETACHMENT

Presidents: V. De Molfetta, D. Tognetto

Chairs: G. Tassinari, S. Zenoni

Panels: M.A. Pileri, T. Rossi

The essential epidemiology

Speaker: M. Lorusso

Where to find the tear: diagnostic tools and rules

Speaker: S. Menzel

Timing for surgery: mac on and mac off

Speaker: F. Di Tizio

Scleral buckling vs primary vitrectomy: morbidity, economic implications

Speaker: E. Bali

Technical pearls to succeed in buckling surgery

Speaker: D. Tognetto

Drainage: a possible dangerous maneuver we can avoid

Speaker: V. Ferrara

Discussion

Is cerclage necessary anymore?

Speaker: V. Bonfiglio

The role of pneumatic retinopexy

Speaker: R. Frisina

If there are no breaks?

Speaker: V. Reppucci

When vitrectomy is mandatory

Speaker: M. Marullo

The essential steps in vitrectomy to obtain the reattachment

Speaker: S. Gotzaridis





Dealing with PVR: ten pearls to succeed

Speaker: G. Pertile

Ten commandments to choose the right tamponade

Speaker: M. R. Pastore

Vitrectomy without using Perfluorocarbon liquids and drainage retinotomy for Regmatogenous Retinal Detachment

Speaker: P. Chelazzi

Discussion



GALATEA ROOM

7 JUNE 2024

17:15-18:30

PVR APPROACH

Chair: G. Pertile

Panels: M. Codenotti, U. Lorenzi, E. Polzella, P. Tassinari

PVR Incidence and grading

Speaker: G. Tosi

Peeling and membranes management

Speaker: U. Lorenzi

Role of retinotomy in PVR

Speaker: M. Mura

Intraoperative adjuvants for PVR

Speaker: P. Grassi

Role of scleral buckling in PVR

Speaker: P. Arpa

Postoperative management of PVR

Speaker: M. Mete

Methotrexate and pharmacological management

Speaker: M. Coassin

Tamponades in PVR

Speaker: S. Rizzo

Discussion





DIONE ROOM

7 JUNE 2024

09:00-10:00

ENDOPHTHALMITIS

President: P. Rossi

Chair: S. Zenoni

Panels: F. Calabrò, C. Savaresi, G. Sbordone, O. Voto

Acute endophthalmitis'

Speaker: C. Tamburrelli

Filtering bleb related endophthalmitis

Speaker: P. Lepre

Endogenous endophthalmitis

Speaker: C. Iaculli

Toxic anterior segment syndrome

Speaker: M.V. Cicinelli

Initial approach: role of biopsy and endovitreous therapy

Speaker: M. Lorusso

Timing and surgical technique

Speaker: R. Frisina

Silicone and post-surgical hypotonia

Speaker: M. Marullo

Discussion





DIONE ROOM

7 JUNE 2024

10:30-12:00

OPHTHALMIC TRAUMA

President: M. Borgioli

Chair: P. Vastarella

Panels: F. Fiorimonte, M. Forlini, A. Morocutti, G. Vecchione

Penetrating corneal wounds: how to approach

Speaker: L. Pelosini

Blunt ocular trauma

Speaker: C. Tamburrelli

Open globe injury

Speaker: M. Coppola

Ophthalmic trauma in pediatrics

Speaker: F. Barca

OFB removal techniques

Speaker: M. Sartore

What if you cannot see (hemophthalmia)?

Speaker: G. Duguid

Discussion





DIONE ROOM

7 JUNE 2024

12:00-13:00

RETINATECH SESSION: WHERE TECHNOLOGY MEETS SURGERY

Chairs: M. Romano, T. Rossi

Introduction

Speaker: T. Rossi

OCT all the way to the Ora Serrata. Is it Feasible?

Speaker: A. Govetto

Artificial Intelligence

Speaker: M. Romano

27G and beyond: further developments

Speaker: M. Pavlidis

Retinal Displacement: a new diagnostic tool?

Speaker: L. Placentino

Geometry of scleral buckling

Speaker: T. Rossi

Navigated retinal laser: breaking geographic frontiers and unlocking doors to cellular therapy

Speakers: M. Lombardo, R. Ross, B. Falsini, M. Cesareo, A. Cusumano

Intraoperative Florescein angiography and fluorescein-aided vitrectomy

Speaker: S. Di Simplicio

First bi-robotic VR surgery

Speaker: F. Nerinckx

Discussion



XXIV

Congress Italian Society
of Vitreoretinal Surgery



DIONE ROOM

7 JUNE 2024

13:00-14:00

**LUNCH SYMPOSIUM ROCHE
NEW HORIZONS IN RETINAL DISEASES**

Chairs: M. Rinaldi, F. Simonelli

Faricimab: the evolution in the treatment of nAMD and DME in clinical practice

Speakers: V. Bux, A. Carnevali

Port Delivery Platform: pioneering solutions for the future

Speakers: R. Mastropasqua





DIONE ROOM

7 JUNE 2024

14:30-16:00

SYMPOSIUM SOU **THE FUNDAMENTALS OF VITREORETINAL SURGERY**

Chairs: T. Avitabile, S. Donati

Before surgery: how to prepare my patient

Speaker: P. Lanzetta

23, 25, and 27 Gauge: how to choose

Speaker: C. Mariotti

Vitrectomy and pedals

Speaker: M. Reibaldi

Visualization systems

Speaker: F. Boscia

Vitreous substitutes: which to choose

Speaker: R. Mastropasqua

Dyes: are they always necessary?

Speaker: M. Romano

What changes in surgery for highly myopic patients

Speaker: S. Rizzo

Management of post-operative course

Speaker: V. Bonfiglio

Discussion





DIONE ROOM

7 JUNE 2024

16:00-17:00

IDIOPATHIC MACULAR HOLES

Chairs: T. Caporossi, G. Carlevaro, M. Reibaldi

Panels: R. Cian, A. Pioppo, G. Ripandelli

Patterns of closure of idiopathic macular holes

Speaker: D. Bacherini

ILM flap - cover VS fill

Speakers: T. Rossi, A. Gelso

ILM peel when to consider avoiding it

Speaker: D. Sindaco

When to remodel the flap

Speaker: D. Vaiano

Tamponades

Speaker: E. Peiretti

Histology of ILM in macular hole patterns

Speaker: M. Reibaldi

Discussion





DIONE ROOM

7 JUNE 2024

17:00-18:00

RECURRENT MACULAR HOLES

President: M. A. Pileri

Chairs: T. Caporossi, M. Reibaldi, F. Toni

Panels: V. Piccirillo, E. Rapizzi, G. Sbordone

When to give up

Speaker: D. Iannetta

Hydrodissection

Speaker: L. Ventre

Viscodissection

Speaker: L. De Angelis

Autologous ILM

Speaker: R. Frisina

Autologous Retinal Transplant (ART)

Speaker: A. La Mantia

Amniotic Membrane

Speaker: T. Caporossi

Platelet Rich Plasma (PRP)

Speaker: M. Romano

Autologous anterior lens capsule flap and serum transplant in managing macular holes

Speaker: L. Motta

Discussion



XXIV

Congress Italian Society
of Vitreoretinal Surgery



ELETTRA ROOM

7 JUNE 2024

09:00-10:00

IMAGING COURSE

EXPLORING THE LIMITS AND POTENTIAL OF OCT ANGIOGRAPHY IN RETINAL PATHOLOGIES

Chairs: D. Bacherini, A. Polito

Panels: M. Battaglia Parodi, G. Cennamo, C. Fossataro

OCTA: is it really so useful in evaluating macular neovascularization secondary to AMD?

Speaker: E. Borrelli

Pachychoroid spectrum disease: has OCTA a primary or secondary role?

Speaker: P. Viggiano

Diabetic retinopathy: pay attention to the OCTA limits

Speaker: S. Demirel

OCTA in retinal vascular occlusion

Speaker: C. Iovino

OCTA and vitreoretinal surgery

Speaker: D. Bacherini

Discussion



XXIV

Congress Italian Society
of Vitreoretinal Surgery



ELETTRA ROOM

7 JUNE 2024

10:30-11:30

CHALLENGING CLINICAL CASES IN AMD

Chairs: E. Borrelli, E. Maggio

Panels: M. Lupidi, V. Sarao

Introduction

Speaker: E. Maggio

Case 1

Speaker: G. Grimaldi

Case 2

Speaker: E. Borrelli

Case 3

Speaker: V. Sarao

Case 4

Speaker: M. Lupidi

Case 5

Speaker: E. Maggio

Case 6

Speaker: P. Viggiano

Case 7

Speaker: F. Fossataro





ELETTRA ROOM

7 JUNE 2024

11:30-12:30

PEDIATRIC VR

Chairs: F. Nerinckx, G. Pertile

Panels: L. Buzzonetti, A. Magli

Tricky diagnosis: case presentation

Speakers: W. Chien, D. Lepore, M. Mura, F. Nerinckx, G. Pertile

Surgical challenges in pediatric rhegmatogenous retinal detachment

Speaker: G. Catena

Surgical challenges in pediatric exudative and infectious retinal detachment

Speaker: M. Mura

Surgical indications and techniques in optic pit maculopathy

Speaker: M. Cereda

Surgical challenges in congenital pediatric retinal diseases (PFV, morning glory, CHARGE Syndrome and others)

Speaker: F. Nerinckx

A decade of Anti-VEGF use in the management of Retinopathy of Prematurity: what has changed in the evolution of the disease

Speaker: D. Lepore

How to get the best results in ROP surgery: timing and technique

Speaker: W. Chien

Discussion



XXIV

Congress Italian Society
of Vitreoretinal Surgery



ELETTRA ROOM

7 JUNE 2024

14:30-16:00

MYOPIC TRACTION MACULOPATHY

President: R. Ratiglia

Chairs: F. Faraldi, G. Lesnoni

Panels: L. Caretti, F. Patelli

MTM introduction, epidemiology and natural history

Speaker: G. Sborgia

MTM staging system (MSS)

Speaker: M. Palmieri

MTM with MH and/or RD

Speaker: R. Dell'Omo

ILM peeling for MTM

Speaker: F. Faraldi

Macular buckle

Speaker: G. Besozzi

Discussion





ELETTRA ROOM

7 JUNE 2024

16:00-17:30

UVEITIS: LOOKING AT THE FUTURE

Presidents: M. Accorinti, L. Cimino

Chairs: P. Allegri, L. Cappuccini, L. Latanza

Introduction

Speaker: M. Accorinti

Anterior segment involvement in vitreoretinal lymphoma

Speaker: A. Marchese

Artificial Intelligence-Assisted Processing of Anterior Segment OCT Images in the Diagnosis of Vitreoretinal Lymphoma

Speaker: F. Gozzi

Discussant: E. Miserocchi

Impact of immunosuppressive treatment on iCNVs activity and atrophy growth in iMFC (inflammatory Multifocal Choroiditis)

Speaker: L. De Simone

Efficacy of 0.19 mg Fluocinolone Acetonide Implant in Non-infectious Posterior

Speaker: E. Miserocchi

Discussant: E. Interlandi

Ocular Tuberculosis

Speaker: A. Agarwal

An update on autoimmune retinopathy

Speaker: A. Agarwal

Microbiota diversity in ocular diseases

Speaker: J. Heissigerová

Discussant: M.V. Cicinelli

Surgical strategies for retinal surface disorders in uveitis

Speaker: L. Iannetti

Discussant: P. Mora

Closing Remarks

Speaker: L. Cimino

Discussion



XXIV

Congress Italian Society
of Vitreoretinal Surgery



CALIPSO ROOM

7 JUNE 2024

09:00-10:30

ONCOLOGY

President: E. Balestrazzi

Chairs: M. Angi, N. Rosa

Multimodal imaging of amelanotic intraocular lesions

Speaker: M.G. Sammarco

Role of vitreoretinal surgery in intraocular lymphoma

Speaker: M. Cereda

Targeted Therapy for Choroidal Melanoma via suprachoroidal administration

Speaker: M.A. Blasi

Radiation retinopathy: pathogenesis and management

Speaker: A. Russo

Role of vitreoretinal surgery in the prevention and management of toxic tumor syndrome

Speaker: M. Romano

Metastatic uveal melanoma after conservative treatment: our experience and new therapeutic approaches

Speaker: C. Mazzini

Intraocular metastasis from cutaneous melanoma: new therapeutic approaches

Speaker: M. Angi





CALIPSO ROOM

7 JUNE 2024

10.30-12.15

NON-PROLIFERATIVE DIABETIC RETINOPATHY AND RETINAL THROMBOSIS

President: P Lanzetta

Chairs: M. Lupidi, M.C. Parravano, M. Verolino

Pathogenesis of macular edema

Speaker: M.C. Parravano

Macular edema and OCT: inflammatory and treatment biomarkers

Speaker: M. Lupidi

Ultra wide-field imaging in retinal vascular diseases

Speaker: E. Borrelli

FAG vs OCT-a in retinal vascular diseases

Speaker: P. Viggiano

Macular edema in the era of artificial intelligence: advantages and limitations

Speaker: D Veritti

Is there still a role for laser in management of retinal vascular diseases?

Speaker: P. Lanzetta

Anti-vegf for diabetic macular edema and DR?

Speaker: M. Varano

Anti-vegf for retinal vascular occlusions

Speaker: M. Vadalà

Steroids for retinal vascular diseases

Speaker: M.O. Grassi

Discussion





CALIPSO ROOM

7 JUNE 2024

12:15-13:45

BASIC COURSE IN SURGICAL FUNDAMENTALS FROM YOUNG TO YOUNG

Presidents: V. Bonfiglio, R. Mastropasqua

Convenors: F. Boscia, L. Caretti, F. Giansanti, L. Motta, E. Rapizzi, A. Savastano, D. Tognetto, N. Zemella

Post-operative position

- **Face down**
Young VR: G. Cillino
- **Tamponade the break**
Young VR: S. Bardanzellu
- **Discussion**

How radical should we be in shaving the base?

- **Very**
Young VR: E. Bruni
- **Little, just enough to release traction from the break**
Young VR: C. Nicolosi
- **Discussion**

Management of subretinal fluid: should I eliminate all subretinal fluid?

- **Yes, to achieve a dry retina**
Young VR: G. Barosco
- **No, I can tolerate some subretinal fluid**
Young VR: G. Guerin
- **Discussion**

PFCL in detachment surgery: is it always necessary?

- **Yes, how to avoid subretinal PFCL**
Young VR: A. Renna
- **No, how to deal with a detached retina without PFCL**
Young VR: P. Puzo
- **Discussion**

Retinopexy: Cryo or laser?

- **Cryo. Under air or under PFCL?**
Young VR: M. Gironi
- **Laser. Under air or under PFCL?**
Young VR: T. Candian
- **Discussion**





CALIPSO ROOM

7 JUNE 2024

14:30-16:30

FREE PAPERS II

Chairs: T. Caporossi, G. Nuzzi, S. Zuccarini

Facedown Positioning in Macular Hole Surgery: A Systematic Review and Individual Participant Data Meta-AnalysisR. Raimondi⁽¹⁾, N. Tzoumas⁽²⁾, S. Toh⁽²⁾, G. Sarohia⁽³⁾, V. Chaudhary⁽³⁾, D. Steel⁽²⁾*(1) Newcastle Eye Centre, Royal Victoria Infirmary, Newcastle upon Tyne (United Kingdom), (2) Biosciences Institute, Newcastle University, Newcastle upon Tyne (United Kingdom), (3) Department of Ophthalmology and Visual Sciences, University of Alberta, Edmonton (Canada)***Topographical Analysis of the Choriocapillaris Reperfusion After Loading Anti-VEGF Therapy in Neovascular AMD**M.G. Pignataro⁽¹⁾, P. Viggiano⁽¹⁾, M.O. Grassi⁽¹⁾, G. Boscia⁽³⁾, E. Borrelli⁽²⁾, T. Molfetta⁽¹⁾, F. Evangelista⁽⁴⁾, G. Alessio⁽¹⁾, F. Boscia⁽¹⁾*(1) Department of Basic Medical Sciences, Neuroscience and Sense Organs, University of Bari Aldo Moro, Bari (Italy), (2) Ophthalmology Department, San Raffaele University Hospital, Milan (Italy), (3) Ophthalmology Unit, A.O.U. City of Health and Science of Turin, Department of Surgical Sciences, University of Turin, Turin (Italy), (4) Ophthalmology Clinic, Department of Medicine and Science of Ageing, University G. D'Annunzio Chieti- Pescara, Chieti (Italy)***Descemet Membrane Epiretinal Graft for Refractory Full-Thickness Macular Hole**M. Pellegrini⁽¹⁾, C. Bovone⁽¹⁾, A.C. Yu⁽¹⁾, D. Ponzin⁽²⁾, M. Busin⁽¹⁾, M. Mura⁽¹⁾*(1) University of Ferrara, Department of Translational Medicine, Ferrara (Italy), (2) Fondazione Banca degli Occhi del Veneto, Venezia (Italy)***Efficacy and safety of pars plana vitrectomy, subretinal rt-PA and air tamponade in the management of macular hemorrhage secondary to age related macular degeneration**

G. Barosco, E. Rapizzi, A. Renna, L. Buratto

*AULSS 3 - Ospedale dell'Angelo, Mestre - Venezia (Italy)***Outcomes of large chorioretinectomy for ruptured globe following trauma: a retrospective study**C. Vivarelli⁽¹⁾, D. Iannetta⁽²⁾, M. Pellegrini⁽¹⁾, L. Sarti⁽¹⁾, F. Parmeggiani⁽¹⁾, M. Mura⁽¹⁾*(1) University of Ferrara - Department of Translational Medicine, Ferrara (Italy), (2) IRCCS Azienda Ospedaliero-Universitaria di Bologna - Ophthalmology Unit, Bologna (Italy)*



Optical Coherence Tomography Biomarkers as Predictive Factors for Postoperative Visual Acuity in Patients with Epiretinal Membrane Treated by Vitrectomy

A. Veselinovic, M. Cvetanovic, S. Kostic, M. Itic Todorovic
Eye clinic Veselinovic, Nis (Serbia)

A new approach in the management of early inferior retinal detachment in Silicone Oil filled eyes: segmented scleral buckle

A. Valastro, E. Mus, F. Maradei, G. Pintore, R. Imperato, A. Cometto, F. Fracasso, L. Ventre
Beauregard Hospital, AOSTA (Italy)

Vitreous Bioavailability and Anti-inflammatory Action of Associated Active Principles administered per os: the multicentric "ViBiA study"

L. Ventre, E. Mus^(1,2), A. Pioppo⁽³⁾, G. Besozzi⁽⁴⁾, V.M.E. Bonfiglio⁽⁵⁾, G. Lo Giudice⁽³⁾, E. Pedrotti⁽⁶⁾, G. Marchini⁽⁶⁾, M. Costa⁽⁴⁾, A. Valastro, M. Iester⁽⁷⁾, R. Mastropasqua⁽⁸⁾
⁽¹⁾ Ophthalmology department, Beauregard Hospital, Aosta (Italy), ⁽²⁾ Eye Clinic, University of Turin, Torino (Italy), ⁽³⁾ Ophthalmology department, A.R.N.A.S. Ospedali Civico di Cristina, Palermo (Italy), ⁽⁴⁾ Ophthalmology department, Vito Fazzi Hospital, Lecce (Italy), ⁽⁵⁾ Department of Experimental Biomedicine and Clinical Neuroscience, Ophthalmology Section, University of Palermo, Palermo (Italy), ⁽⁶⁾ Eye Clinic, University Hospital of Verona, Verona (Italy), ⁽⁷⁾ Eye Clinic, Department of Neurosciences (DiNOGMI), University of Genoa, Genova (Italy), ⁽⁸⁾ Ophthalmology Clinic, Department of Medicine, Science of Ageing, University G. D'Annunzio Chieti-Pescara, Chieti (Italy)

Choroidal remodeling following different anti-VEGF therapies in neovascular AMD

F. Moscara⁽¹⁾, G. Boscia⁽¹⁾, N. Pozharitskiy⁽¹⁾, M. O. Grassi⁽¹⁾, E. Borrelli⁽²⁾, M. D'Addario⁽¹⁾, G. Alessio⁽¹⁾, F. Boscia⁽¹⁾, P. Viggiano⁽¹⁾
⁽¹⁾ Università degli studi di Bari, Bari (Italy), ⁽²⁾ Università degli studi di Torino, Torino (Italy)

Subretinal injection of recombinant tissue plasminogen activator and gas tamponade to displace acute submacular haemorrhages secondary to age-related macular degeneration

P. Magliozzi, E. Minutillo, E. Paolillo, F. Chiosi, G. Manzi, E. Polzella, F. Calabrò
Azienda Ospedaliera dei Colli - Monaldi, Napoli (Italy)

Surgical treatment of a longstanding chronic closed funnel retinal detachment

D. Iannetta^(1,2), M. Elifani, G. Zanini, L. Fontana
⁽¹⁾ Ophthalmology Unit, IRCCS Azienda Ospedaliero-Universitaria di Bologna, Bologna (ITALY), ⁽²⁾ University of Rome La Sapienza Department of Organs of Sense, Rome, Rome (Italy)

Choriocapillaris reperfusion in resolved chronic central serous chorioretinopathy treated with eplerenone: long term effects on the fellow eye

C. Di Pardo, P. Viggiano, G. Boscia, G. Alessio, F. Boscia
Policlinico di Bari, Bari (Italy)





Combined surgically induced macular detachment and free ILM flap to close refractory macular hole

I. Di Leo, A. Vulpetti, R. Frisina

Ospedale Guglielmo Da Saliceto - Ophthalmology Department, Piacenza (Italy)

Safety outcomes of 25 and 27-gauge 20000 Cuts-per-minute Pars Plana Vitrectomy

F. Barca, A. M. De Vitto ^(1,2), B. Pacini, L. De Angelis

⁽¹⁾ *Ospedale Piero Palagi, Florence (Italy)*, ⁽²⁾ *PMU, Salzburg (Austria)*

Prevention and treatment of post-traumatic septic endophthalmitis: what the evidence says

R. De Marco, E. Interlandi, M. De Luca

Ospedale del Mare ASL NA1, Napoli (Italy)

Quantitative Analysis of Idiopathic Epiretinal Membrane Traction: An Updated Version of the Relaxation Index

D. Allegrini ⁽¹⁾, R. Raimondi ⁽¹⁾, G. De Rosa ⁽¹⁾, G. Montesano ⁽²⁾, M. Romano ⁽¹⁾

⁽¹⁾ *Humanitas University, Bergamo (Italy)*, ⁽²⁾ *Moorfields Eye Hospital, London (United Kingdom)*

Removal of a metallic intraocular foreign body (IOFB) with minimally invasive, nonvitrectomizing vitreous surgery

C. Bonora, M. Pannunzio, F. Pasculli, F. Comacchio, E. Bertelli

Ophthalmology Department, Bolzano Regional Hospital, Bolzano (Italy)

Early versus Late Pars Plana Vitrectomy in Vitreous Hemorrhage: A Systematic Review

F. Confalonieri ^(1,2,3,4), G. Barone ^(1,2), V. Ferraro ^(1,2), G. Ambrosini ⁽⁵⁾, A. Gaeta ⁽⁶⁾, B. E. Petrovski ⁽³⁾,

X. Lumi ⁽⁷⁾, G. Petrovski ^(3,4,8), A. Di Maria ^(1,2)

⁽¹⁾ *Department of Ophthalmology, IRCCS Humanitas Research Hospital, Milan (Italy)*, ⁽²⁾ *Department of Biomedical Sciences, Humanitas University, Milan (Italy)*, ⁽³⁾ *Center for Eye Research and Innovative Diagnostics, Department of Ophthalmology, University of Oslo, Oslo (Norway)*, ⁽⁴⁾ *Department of Ophthalmology, Oslo University Hospital, Oslo (Norway)*, ⁽⁵⁾ *Ophthalmology Unit, Department of Experimental Medicine, University of Rome Tor Vergata, Rome (Italy)*, ⁽⁶⁾ *Department of Internal Medicine and Medical Specialties (DIMI), Università di Genova, Genoa (Italy)*, ⁽⁷⁾ *Eye Hospital, University Medical Centre Ljubljana, Ljubljana (Slovenia)*, ⁽⁸⁾ *Department of Ophthalmology, University of Split School of Medicine and University Hospital Centre, Split (Croatia)*





CALIPSO ROOM

7 JUNE 2024

17:30-18:15

SYMPOSIUM "MOORFIELDS ALUMNI" FELLOWSHIP PROGRAMME: USER'S GUIDE

Chairs: F. Boscia, L. Fontana

Introduction

Speaker: F. Matarazzo

Anterior segment surgery fellowship in the UK

Speaker: F. Aiello

Vitreoretinal surgery fellowship in the UK

Speaker: R. Mastropasqua

Vitreoretinal surgery fellowship in Poland

Speaker: M. Toro

Vitreoretinal surgery fellowship in France

Speaker: U. Lorenzi

Vitreoretinal surgery fellowship in Spain

Speaker: T. Caporossi

Vitreoretinal surgery fellowship in the Netherlands

Speaker: M. Mura

Vitreoretinal surgery fellowship in the USA

Speaker: T. Rossi

Research fellowship in the USA

Speaker: E. Borrelli

Discussion





GALATEA ROOM

8 JUNE 2024

09:00-11:00

SECONDARY IOL IMPLANTS IN THE ABSENCE OF CAPSULAR SUPPORT

Presidents: G. Beltrame, M. Borgioli

Chairs: P. Arpa, R. Di Lauro, G. Tassinari

Panels: V. Borgioli, D. Furguele, A. Montericcio, M. Verolino

Timing of secondary implantation - and when not to implant

Speaker: D. Tognetto

Angle-support implants: do they still hold value?

Speaker: S. Zuccarini

Iris-fixation in AC or in PC?

Speaker: C. Mariotti

Lens dislocation: what to do?

Speaker: R. Mastropasqua

IOL dislocation: remove or refix?

Speaker: L. Zeppa

Sutured IOL implantation: prolene or Goretex?

Speaker: G. Scarpa

Yamane's secondary implantation

Speaker: G. Besozzi

Carlevale: tips and tricks

Speaker: S. Gotzaridis

Long-term complications of secondary implants

Speaker: A. Savastano

Literature evidence supporting various techniques

Speaker: M.A. Ferrara

Discussion





GALATEA ROOM

8 JUNE 2024

11:00-13:00

RELIVE

Convenor: G. Pertile

Panels: P. Arpa, R. Di Lauro, C. Mariotti, S. Zuccarini

Surgeons: P. Ceruti, R. De Fazio, D. Furgiuele, A. Marino, M.R. Pastore, L. Placentino, S. Rizzo, G. Sbordone, L. Ventre



DIONE ROOM

8 JUNE 2024

09:00-10:00

GENE THERAPY

Chairs: A. Cusumano, F. Simonelli

Gene Therapy Trial in patients with PDE6B-associated Retinitis Pigmentosa

Speaker: S. Fitoussi

Phase III Gene Therapy trial in patients with Choroideremia

Speaker: D. Fischer

Surgery for Voretigene Neparvovec treatment: experience in clinical practice

Speaker: M. Della Corte

Voretigene Neparvovec treatment effects in clinical practice

Speaker: F. Testa

Gene therapy trial on X-linked retinitis pigmentosa caused by mutations in RPGR

Speaker: A.P. Salvetti

Evaluation of "Para-retinal" Vector Administration as an alternative route of gene therapy delivery in preclinical studies

Speaker: D. Marangoni

Discussion





DIONE ROOM

8 JUNE 2024

10:00-11:00

VISUAL FUNCTION IN EPIRETINAL MEMBRANE: PSYCHOPHYSICAL AND ELECTROPHYSIOLOGICAL ASSESSMENT

Chair: V. Parisi

Chairs: V. Parisi, E. Vingolo

Microperimetry and other functional tests

Speaker: M. Reibaldi

Microperimetry and integrated autofluorescence

Speaker: T. Torresin

Electrophysiological assessment of outer retina: focal and multifocal ERG

Speaker: S. Rossi

Electrophysiological assessment of inner retina: PERG, Focal PERG, PhNR and Neurophysiological remarks

Speaker: V. Parisi

Discussion





DIONE ROOM

8 JUNE 2024

11:00-13:00

MACULAR SURGERY SESSION

EPIRETINAL MEMBRANE: INSIGHTS ON MANAGEMENT AND SURGERY

President: P. De Rosa

Chairs: A. Govetto, A. Russo

Panels: S. Donati, P. Magliozzi, M. Pisani, M. Rinaldi

Introduction

Speaker: A. Govetto

Preoperative microperimetric analysis to optimize macular surgery

Speakers: M. Cesareo, R. Mancino

OCT staging and surgical indications

Speaker: A. Govetto

Is metamorphopsia a surgical indication? Preoperative assessment

Speaker: A. Scupola

Choroidal vascularity index: a potential biomarker in ERM surgery?

Speaker: R. Mastropasqua

Postoperative OCT changes in ERMs: mechanisms of retinal displacement

Speaker: T. Rossi

Internal limiting membrane: to peel or not to peel?

Speaker: P. Puzo

When to combine with cataract surgery

Speaker: M. Kacerik

Pores of the internal limiting membrane: what is their function?

Speaker: D. Vogt

How to deal with intra- and postoperative complications

Speaker: A. Russo

How to deal with post-operative complications

Speaker: M. Sborgia

Medico-legal considerations

Speakers: T. Avitabile, V. De Vitto, D. Spinelli

Discussion





ELETTRA ROOM

8 JUNE 2024

10:00-12:00

RETINAL DETACHMENT COURSE

Chairs: V. Ferrara, S. Gotzaridis, D. Tognetto

Physiopathology and diagnostics: rhegmatogenous primary retinal detachment

Speaker: M.R. Pastore

Minimal segmental buckling with sponge(s), nondrainage

Speaker: V. Ferrara

Circumferential Plombage and Radial Plombage

Speaker: R. De Fazio

Fellow eye of retinal detachment

Speaker: M. Lorusso

Cerclage with drainage

Speaker: V. Bonfiglio

Pneumatic retinopexy

Speaker: R. Frisina

Primary Vitrectomy

Speaker: M. Marullo

Pneumatic retinopexy vs. minimal scleral buckling vs. extensive scleral buckling vs. primary.

PPV: Morbidity, economic implications

Speaker: M. Azzolini

Discussion





ELETTRA ROOM

8 JUNE 2024

12:00-13:00

PNEUMATIC RETINOPEXY

President: V. Bonfiglio

Panels: M. Coassin, P. Radice

PR How it works? Indications

Speaker: D. Roman-Pognuz

PR: Contraindication

Speaker: R. Dell'Omo

How is PR performed? Surgical technique of Pneumatic Retinopexy

Speaker: V. Bonfiglio

Result of Pivot Trial

Speaker: R. Hillier

Contrast of Pneumatic Retinopexy with Scleral Buckling

Speaker: A. Marino

Management of Complications

Speaker: M. Coassin

Pneumatic case

Speakers: S. Basile, I. Macchi, P. Radice

Discussion





CALIPSO ROOM

8 JUNE 2024

09:30-11:30

FREE PAPERS III

Chairs: G. Giannecchini, R. Mastropasqua, P. Rossi

Highly myopic macular detachment with macular hole treated with inverted flap intraoperative OCT assistedD. Iannetta^(1,2), G. Zanini, M. Elifani, L. Fontana⁽¹⁾ Ophthalmology Unit, IRCSS Azienda Ospedaliero-Universitaria di Bologna, Bologna (Italy),⁽²⁾ University of Rome La Sapienza Department of Organs of Sense, Rome (Italy)**Chirurgia ab esterno vs chirurgia ab interno: quali problematiche?**

D. Spinelli

Società Italiana di Oftalmologia Legale, Milano (Italy)

Tecniche innovative in chirurgia vitreo-retinica. Aspetti medico legali

D. Spinelli

Società Italiana di Oftalmologia Legale, Milano (Italy)

L'endofalmitte acuta post iniezioni intravitreali

D. Spinelli

Società Italiana di Oftalmologia Legale, Milan (Italy)

Yamane technique combined with pars plana vitrectomy in patients affected by retinal detachment

G. Besozzi

⁽¹⁾ Vito Fazzi Hospital, Lecce (Italy)**ipRGC do not exist for ophthalmologists/retinologists!**

K.H. Or

Private Office of Ophthalmology, Hamburg (Germany)

Effects of diabetic retinopathy on longitudinal morphological changes in AMD-associated type 1 macular neovascularizationM. Zerbinati⁽¹⁾, P. Viggiano⁽¹⁾, L. Landini⁽¹⁾, M. Grassi⁽¹⁾, G. Boscia⁽¹⁾, E. Borrelli⁽²⁾, G. Alessio⁽¹⁾, F. Boscia⁽¹⁾⁽¹⁾ Policlinico di Bari - Clinica Oculistica, Bari (Italy), ⁽²⁾ Università degli Studi di Torino, Torino (Italy)**Active-fluidics versus gravity-fluidics in uncomplicated cataract surgery: optical coherence tomography angiography to estimate early changes in macular and optic disc microcirculation.**A. Scampoli, E. Crincoli^(2,3), T. Caporossi^(1,3)⁽¹⁾ Gemelli Isola - Ospedale Isola Tiberina, Roma (Italy), ⁽²⁾ Fondazione IRCCS Policlinico A. Gemelli, Roma (Italy), ⁽³⁾ Università Cattolica del Sacro Cuore, Roma (Italy)



Segmental Scleral Buckle: Most Rapid Postoperative Visual Recovery of Retinal Detachment Repair

V. Reppucci

NYU Langone Medical Center, New York (USA)

Anatomical and functional outcomes of the Smaller-Incision New-Generation Implantable Miniature Telescope (SING IMT) in a tertiary UK centre

R. Raimondi, S. Di Simplicio Cherubini

Newcastle Eye Centre, Royal Victoria Infirmary, Newcastle Upon Tyne (United Kingdom)

Case Report of an infant with suspected retinal agenesis

S. Petroni, G. Catena, M. Federici, G. Iarossi, G. Zinzanella, C.M. De Sanctis, L. Buzzonetti

Pediatric Hospital Bambino Gesù, Rome (Italy)

Management of a firecracker explosion

M. Federici, S. Petroni, C. M. De Sanctis

Ospedale Pediatrico Bambino Gesù, Roma (Italy)

Rescue of a dislocated single piece intraocular lens with 4-point Gore-Tex scleral fixation compared to IOL exchange with a flanged intrascleral IOL fixation in in-the-bag IOL dislocation

R. Di Pilato ⁽¹⁾, G.E. Clima ⁽¹⁾, G. Gentile ⁽¹⁾, E. Giancipoli ⁽¹⁾, C. Iaculli ⁽¹⁾, G. Besozzi ⁽²⁾, G. Nitti ⁽²⁾,

M.C. Costa ⁽²⁾, A. Niro ⁽³⁾, G. Boscia ⁽⁴⁾, P. Viggiano ⁽⁴⁾, F. Boscia ⁽⁴⁾, F. Pignatelli ⁽³⁾

⁽¹⁾ Department of Ophthalmology, Policlinico Riuniti Di Foggia, University of Foggia, Foggia (Italy), ⁽²⁾

Department of Ophthalmology, Vito Fazzi Hospital, Lecce (Italy), ⁽³⁾ Eye Clinic, SS. Annunziata Hospital,

ASL Taranto, Taranto (Italy), ⁽⁴⁾ Department of Basic Medical Sciences, Neuroscience and Sense Organs,

University of Bari Aldo Moro, Bari (Italy)

Full thickness macular hole during retained subretinal PFCL removal

A. M. De Vitto, P. Santorum ⁽³⁾, E Bertelli ⁽³⁾

⁽¹⁾ Piero Palagi Hospital, Florence (Italy), ⁽²⁾ PMU, Salzburg (Austria), ⁽³⁾ Ospedale San Maurizio, Bolzano (Italy)

Management of Retinal Detachment Following Myopic Macular Hole Surgery with amniotic membrane and perfluorocarbon tamponade: A Case Report

A. Colonna, R. Tartaro, R. D'urso, M. Fioretto

Azienda Sanitaria Locale di Alessandria, Casale Monferrato (Italy)

Desamatazione intravitreale nel trattamento del foro maculare persistente

G. Barosco ⁽¹⁾, F. Pellegrini ⁽²⁾, E. Rapizzi ⁽¹⁾, A. Renna ⁽¹⁾, N. Zemella ⁽¹⁾

⁽¹⁾ Ospedale dell'Angelo, Mestre - Venezia (Italy), ⁽²⁾ Ospedale di Conegliano, Conegliano (TV) (Italy),

⁽³⁾ Ospedale di Pordenone, Pordenone (Italy)





7 JUNE 2024

13:00-13:30

POSTER SESSION

Chairs: A. La Mantia, L. Motta, M. Romano

Choroidal structure in eyes with central retinal vein occlusion after intravitreal aflibercept injections

M. Yoshinori, E. Enkhmaa

*Institute of Biomedical Sciences, Tokushima University Graduate School, Tokushima (Japan)***Treatment of perifoveal exudative vascular complex (PEVAC)**

A. Messina

*Uosd oculistica, Conversano (Italy)***Real life results after 1 year therapy with brolocizumab in patients with neovascular age-related macular degeneration**E. Marano ⁽¹⁾, C. Gesualdo ⁽¹⁾, F. D'Agostino ⁽¹⁾, F. Guarino ⁽¹⁾, R. Perrotta ⁽²⁾, S. Rossi ⁽¹⁾, F. Simonelli ⁽¹⁾⁽¹⁾ *Eye Clinic, Multidisciplinary Department of Medical, Surgical and Dental Sciences, University of Campania L. Vanvitelli, Naples (Italy)*, ⁽²⁾ *Eye Unit, G. Rummo Hospital, Benevento (Italy)***Surgical management and long-term follow-up of rhegmatogenous retinal detachment in a paediatric patient with Stickler syndrome: A case report**X. Lumi ⁽¹⁾, A. Pusnik ⁽²⁾⁽¹⁾ *University Medical Centre Ljubljana, Eye Hospital, Ljubljana (Slovenia)*, ⁽²⁾ *University Medical Centre Ljubljana, Eye Hospital, Ljubljana (Slovenia)***Trabeculectomy With or Without Intraoperative Sub-conjunctival Injection of Bevacizumab in Treating Refractory Glaucoma**

A.A.G. Ghanem Asaad

*Mansoura Ophthalmic Center, Mansoura (Egypt)***Anatomical and functional results of patients undergoing 25G vitrectomy for idiopathic macular pucker, using a crystallized lutein-based dye**

C. Gesualdo, S. Rossi, E. Marano, M. Petrella, A.A. Rosolia, M. Della Corte, F. Simonelli

*Eye Clinic, Multidisciplinary Department of Medical, Surgical and Dental Sciences, University of Campania L. Vanvitelli, Napoli (Italy)***Morphofunctional evolution in a young girl with a sudden blurred vision**

M. Federici, G. Catena, S. Petroni, C. M. De Sanctis, G. Zinzanella

*Bambin Gesù Ospedale Pediatrico, Roma (Italy)***Chronic rhegmatogenous retinal detachment (RRD): characteristics and outcomes.**

R. De Marco, M. De Luca, E. Interlandi, V. Rivellini, C. Esposito Abbate

*Ospedale del Mare ASL NA1, Napoli (Italy)***Macular development in a case of aggressive rop (a-rop) treated with ranibizumab and late laser ablation**

A. Coggiola, Y. Garbero, A. Mazzucco, E. Rapetti

S.C. Oculistica AOU Alessandria, Alessandria (Italy)